



The best companions for type I interferon research

- ❖ Bioluminescent ELISA kits for human and mouse IFN- α / β detection
- ❖ Human or mouse IFN- α / β reporter cell lines
- ❖ Recombinant IFN- α subtypes
- ❖ Type I IFN inhibitor and neutralizing antibodies

Type I interferons (IFNs), in particular IFN- α and IFN- β , are powerful weapons against viral infections, but can also be the mediators of inflammatory diseases, including lupus and cancer. InvivoGen offers an expanding tool set to meet your research needs in inducing, blocking, and monitoring type I IFN responses. Each product lot is functionally tested and guaranteed free of microbial contaminants.

Choose from our extensive collection:

ELISA Detection Kits

Reporter Cell Lines

Recombinant IFN- α Subtypes

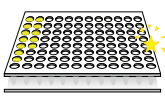
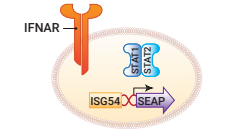
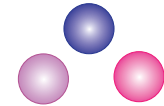


Neutralizing Antibodies

B18R Inhibitor

[INVIVOGEN.COM/CYTOKINES](https://www.invivogen.com/cytokines)

COLLECTION OF BIOLOGICAL TOOLS FOR TYPE I IFN RESEARCH

IFN- α and IFN- β are a major asset for the immune system to fight viruses. However, dysregulated IFN- α/β responses can drive multiple inflammatory diseases. InvivoGen supports the research aiming to understand and manipulate the biological events upstream and downstream of type I IFN production.

<p>ELISA Kits</p>  <p>LumiKine™ Xpress for IFN-α or IFN-β</p>	<p>Reporter Cell Lines</p>  <p>IFN-α/β reporter cells HEK293 or B16</p>	<p>Cytokines</p>  <p>Human IFN-α2b, IFN-α1, IFN-α10</p>	<p>Antibodies</p>  <p>Neutralizing mAbs anti-hIFN-α and anti-hIFN-β</p>	<p>Inhibitor</p>  <p>Type I IFN decoy receptor, B18R</p>
--	---	---	--	--

InvivoGen provides two specific and reliable assays for the detection of type I IFNs in various biological samples (supernatant, serum):

- The LumiKine™ Xpress IFN ELISA kits allow rapid and sensitive measurement of human/mouse IFN- α or IFN- β using a Lucia luciferase-conjugated detection.
- The HEK-Blue™ and B16-Blue™ IFN- α/β are SEAP reporter cells designed for the screening of small molecules or antibodies that specifically block the human/mouse type I IFN pathway.

Choose from our recombinant human cytokines IFN- α 2b, IFN- α 1, and IFN- α 10 to use as standards in detection or screening assays. They are produced in mammalian (CHO) cells to ensure proper protein glycosylation and *bona fide* 3D structure.

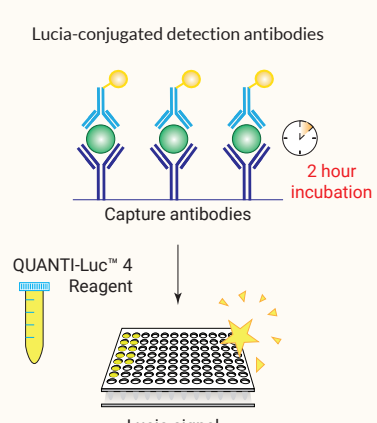
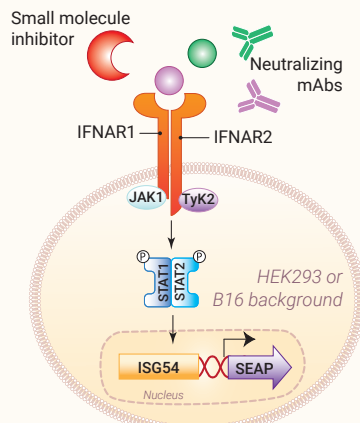
The type I IFN-dependent activation and subsequent SEAP signal can be blocked by using InvivoGen's neutralizing antibodies targeting human IFN- α/β or by using the recombinant B18R protein, a potent and specific inhibitor of type I IFNs.

Applications:

- Qualitative and quantitative type I IFN detection
- Therapeutic compound screening

Key features:

- No cross reaction with type II or III IFNs
- Functional validation of each product lot

<p>LumiKine™ ELISA Kit</p> 	<p>Reporter cell assay</p> 
---	---

PRODUCT	CAT. CODE
CELL LINES	
HEK-Blue™ IFN- α/β Cells (human)	hkb-ifnav2
B16-Blue™ IFN- α/β Cells (mouse)	bb-ifnt1
ELISA KITS	
LumiKine™ Xpress hIFN- α 2.0	luex-hifnav2
LumiKine™ Xpress mIFN- α 2.0	luex-mifnav2
LumiKine™ Xpress hIFN- β 2.0	luex-hifnbv2
LumiKine™ Xpress mIFN- β 2.0	luex-mifnbv2
CYTOKINES	
Recombinant human IFN- α 2b	rcyc-hifna2b
Recombinant human IFN- α 1	rcyc-hifna1
Recombinant human IFN- α 10	rcyc-hifna10
INHIBITOR	
Recombinant B18R	inh-b18r
ANTIBODIES	
Anti-hIFN- α -IgG neutralizing mAb	hifna-mab1-02
Anti-hIFN- β -IgG neutralizing mAb	mabg2-hifnb-3



Learn more: www.invivogen.com/cytokines

