

MYCOPLASMA DETECTION KIT

MycoStrip™

Mycoplasma?

A new way to detect mycoplasma in your cell culture

- ❖ Fast and easy-to-use
- ❖ No special equipment needed
- ❖ Highly sensitive and reliable
- ❖ No false positives

Mycoplasma contamination is a major problem in cell culture that can greatly impact the reproducibility and validity of experimental results. InvivoGen's MycoStrip™ detects mycoplasma contamination using isothermal PCR and the results are rapidly visualized using a lateral flow detection cassette within 5 minutes.

MycoStrip™ Detection Kit



WWW.INVIVOGEN.COM/MYCOSTRIP

MycoStrip™

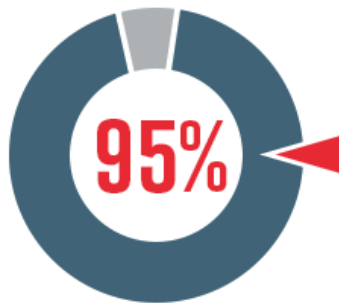
With over 40 years of experience in developing mycoplasma solutions for the scientific community, InvivoGen has developed MycoStrip™, an innovative kit for simple and robust detection of mycoplasma contamination.

Key Features of InvivoGen's MycoStrip™

Forget other laborious detection methods, MycoStrip™ is an easy-to-use and highly sensitive method to rapidly detect mycoplasma contamination in your cell cultures.

- **Simple:** No special (LAB) equipment required
- **Rapid:** Results within 2 - 5 minutes
- **Easy interpretation:** 1 or 2 bands on the strip.
- **Minimal hands-on-time:** <15 mins
- **Total test duration:** <1 hour
- **Highly sensitive:** Detects as low as 1×10^2 CFU/ml
- **Specific:** No cross reactivity
- **Stable:** The kit can be kept 1 year at -20°C

Mycoplasma detection with MycoStrip™



MYCOPLASMA:

M. orale
M. hyorhinis
M. arginini
M. fermentans
M. hominis

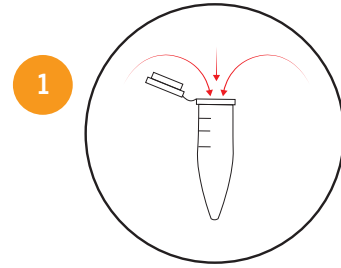
ACHOLEPLASMA:

A. laidlawii


Detection of cell culture contaminating mycoplasma by MycoStrip™ is based on isothermal PCR. Simply prepare your sample and add our proprietary Reaction Mix to target and amplify the 16S rRNA gene for the most commonly found mycoplasma species in cell culture. These include the six species that account for 95% of all contaminations (see above). Importantly, there is no cross-reactivity with any other tested bacterial, fungal, or mammalian DNA.

PRODUCT	DESCRIPTION	QTY	CAT. CODE
MycoStrip™	Mycoplasma contamination detection kit (with cassette)	10 tests	rep-mys-10
		20 tests	rep-mys-20
		50 tests	rep-mys-50
MycoStrip™	Mycoplasma contamination detection kit (without cassette)	50 tests	rep-mysnc-50
		100 tests	rep-mysnc-100

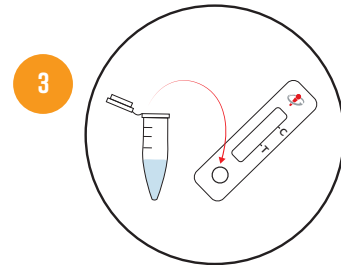
4 EASY STEPS TO DETECT MYCOPLASMA IN YOUR CELL CULTURES



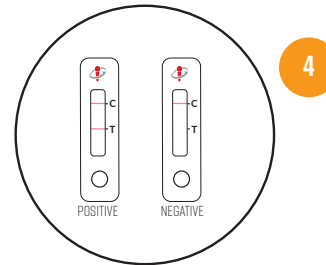
PREPARE YOUR SAMPLE (~5 MINS)



INCUBATE AT 65°C FOR 40 MINUTES



STOP THE REACTION AND LOAD THE CASSETTE



READ YOUR RESULTS WITHIN 2-5 MINUTES

WHAT IF MY TEST IS POSITIVE ?

Don't stress! Your culture is easily treatable with InvivoGen's anti-microbial product range.

Treat your culture and eradicate the contamination using Plasmocin™ or Plasmocure™. Upon completion of the treatment (~2 weeks), re-test using MycoStrip™ comparing your newly treated culture with your previous sample



www.invivogen.com/mycostrip